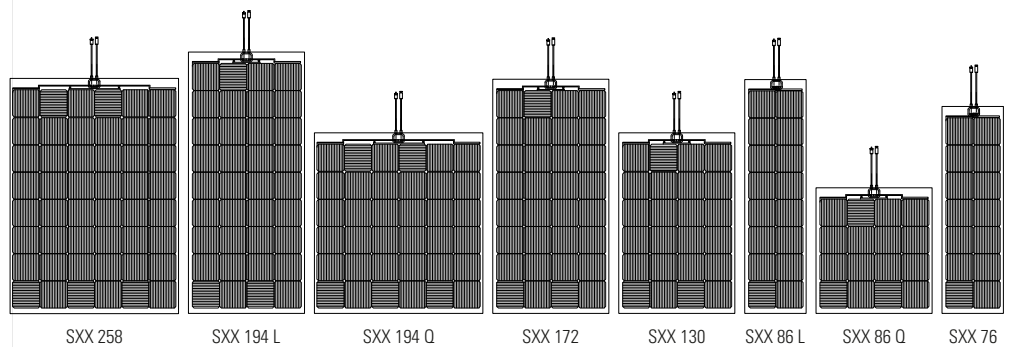


More power with HJT cells.

SXX series



In the SXX series the heterojunction solar cells are electrically connected using ultra-thin copper wires that form a very fine mesh on the cell surface, resulting in thousands of contact points. This alternative to the standard bus-bar method allows a higher module power and increases the energy yield. A technology optimally suited to flexible modules, thanks to its intrinsic insensitivity to micro-cracks, that are the most common cause of energy loss in solar modules.

The SXX series comes at the same size of standard 6 inches cell panels but generates more power, thanks to its silicon-based heterojunction solar cells (HJT) that offer more than 23% of efficiency. When compared with panels of the same nominal power, the SXX prove to harvest more energy due to HJT cells being intrinsically bifacial, an important feature especially when cells are encapsulated in a transparent sandwich and installed with the back exposed to indirect light. To top it all, HJT cells perform better than others in hot climates, thanks to very low temperature coefficients.

Features

- ✓ High resistance to mechanical stresses thanks to the thin wires thick mesh on the cell surface
- ✓ Flexible and lightweight (2.2 kg/m²)
- ✓ Very high efficiency (> 23%)
- ✓ Low temperature coefficients (at high temperatures HJT cells show an efficiency drop 20% lower than standard silicon cells)
- ✓ Extra energy obtained thanks to the bifaciality, especially important for applications where the rear side of the module intercepts the reflection of light
- ✓ Completely waterproof and resistant to salt water
- ✓ Thin (less than 2 mm)
- ✓ 5 year warranty against manufacturing defects
- ✓ Positive power tolerance (0%, +5%)
- ✓ Available with different front sheets, many fixing and electrical wiring options
- ✓ White, black or transparent back sheet
- ✓ Adaptable to any battery: from 5 to 48 volt, lead-acid or lithium
- ✓ Designed and manufactured in Italy




SXX series **HEVEL** inside

ENERGY GROUP

Hevel's laminated cell with patented SmartWire™ Technology, uniquely interconnects solar cells and collects the power they generate. A matrix of electrically efficient copper wires coated with a custom, low melting-point alloy, assures a reliable and fault tolerant electrical connection between cells. The combination of SmartWire™ technology and heterojunction solar cells provides the SXX panels with microcracks protection and bifaciality.

While the front side of the cell can convert light into electricity with an efficiency larger than 23%, the back can match 90% of the power produced by the front side. If compared with single-face cells of the same nominal power, the joint action of both sides in bifacial cells can lead to a higher daily production of energy.

Hevel cell



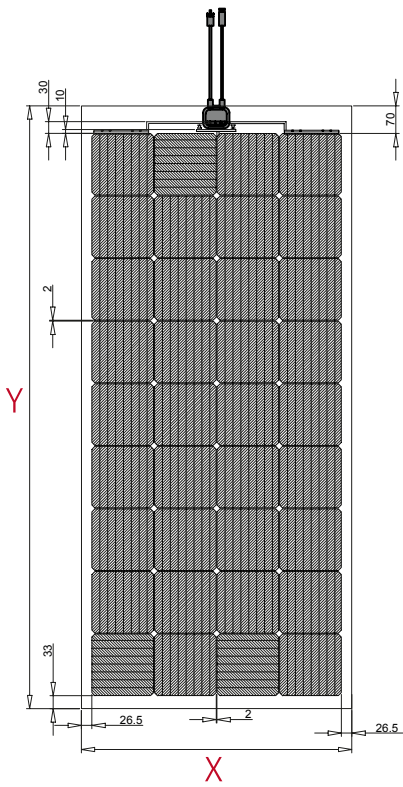
On the front of the cell electrically-efficient copper wires form a mesh that creates a very high number of connection points.

High efficiency also in low light.



The intrinsically bifacial HJT technology offers an active cell backside.

More energy even when optimal panel orientation can't be achieved.

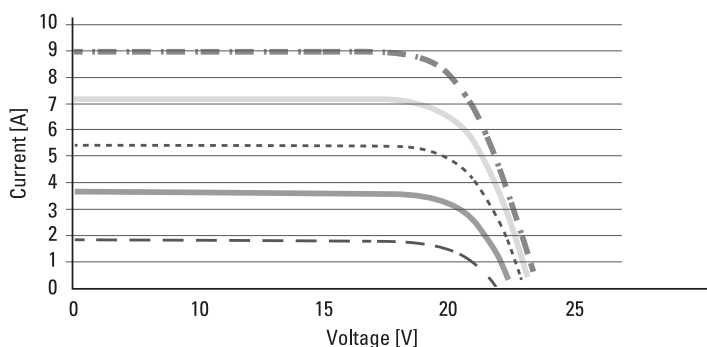


Datasheet

	SXX 258	SXX 194 L	SXX 194 Q	SXX 194 G	SXX 172	SXX 130	SXX 130 G	SXX 86 L	SXX 86 Q	SXX 76
Maximum power (0%, +5%) [W]	258	194	194	194	172	130	130	86	86	76
Length Y [mm]	1364	1523	1046	1075	1364	1046	754	1364	728	1205
Width X [mm]	994	683	994	994	683	683	1016	365	683	365
Thickness [mm]	2	2	2	2	2	2	2	2	2	2
Weight [kg]	3.00	2.40	2.40	2.40	2.10	1.70	1.80	1.20	1.20	1.10
Max power Voltage Vmp [V]	30.0	22.6	22.6	22.6	20.0	15.1	15.1	10.0	10.0	8.8
Max power Current Imp [A]	8.6	8.6	8.6	8.6	8.6	8.6	8.6	8.6	8.6	8.6
Open circuit voltage Voc [V]	35.5	26.6	26.6	26.6	23.6	17.7	17.7	11.8	11.8	10.3
Short circuit current Isc [A]	9.2	9.2	9.2	9.2	9.2	9.2	9.2	9.2	9.2	9.2
NOCT [°C]	45 ± 2	45 ± 2	45 ± 2	45 ± 2	45 ± 2	45 ± 2	45 ± 2	45 ± 2	45 ± 2	45 ± 2
Operating temperature [°C]	-40/+85	-40/+85	-40/+85	-40/+85	-40/+85	-40/+85	-40/+85	-40/+85	-40/+85	-40/+85
Temp. coeff. Pmax [%/°C]	-0.32	-0.32	-0.32	-0.32	-0.32	-0.32	-0.32	-0.32	-0.32	-0.32
Temp. coeff. Voc [%/°C]	-0.25	-0.25	-0.25	-0.25	-0.25	-0.25	-0.25	-0.25	-0.25	-0.25
Temp. coeff. Isc [%/°C]	0.04	0.04	0.04	0.04	0.04	0.04	0.04	0.04	0.04	0.04
Columns x Rows (cells n°)	6x8 (48)	4x9 (36)	6x6 (36)	6x6 (36)	4x8 (32)	4x6 (24)	6x4 (24)	2x8 (16)	4x4 (16)	2x7 (14)
Maximum system voltage [V]	1000 V	1000 V	1000 V	1000 V	1000 V	1000 V	1000 V	1000 V	1000 V	1000 V
Maximum reverse current [A]	12 A	12 A	12 A	12 A	12 A	12 A	12 A	12 A	12 A	12 A
Safety class	A	A	A	A	A	A	A	A	A	A

* Values at STC = Standard Test Conditions: (a) light Spectrum for an Air Mass of 1.5; (b) irradiance of 1000 W/m² with perpendicular incidence and (c) cell temperature of 25 °C. Measurements carried out according to the Standard IEC 61215 requirements.

Electrical Characteristics



Certifications

